


DISH RACK



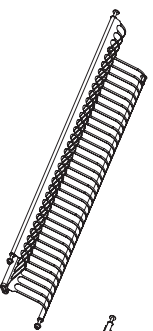
SIZE (WxDxH)	DESCRIPTION
600mm (565x280x65mm)	Stainless Steel
700mm (665x280x65mm)	Stainless Steel
800mm (765x280x65mm)	Stainless Steel
900mm (865x280x65mm)	Stainless Steel
1000mm (965x280x65mm)	Stainless Steel

- ▶ Dishes are stored dry or wet vertically in the upper rack, or stacked on the lower rack with drip tray.
- ▶ Spring mounted mounting fixtures give some width flexibility
- ▶ Cabinet Width required 600-1000mm, Length required - 280mm , Height required- 65mm
- ▶ Material :- Stainless Steel , Finish :- SS, durable, and long use life.
- ▶ Finishing:- Chrome, Very Stable.


Dish Rack Installation

1. Accessories :

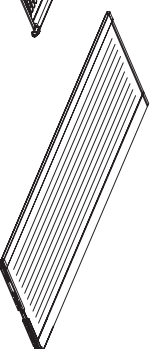
a) 1 Pcs



b) 1 Pcs



c) 1 Pcs

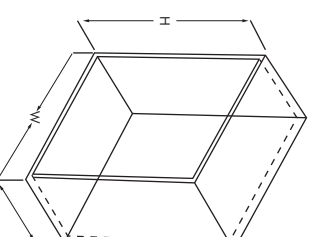


2. Specification & Cabinet Width :

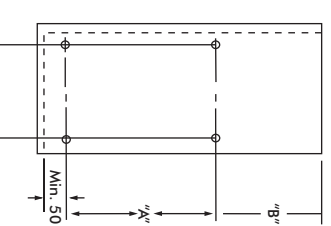
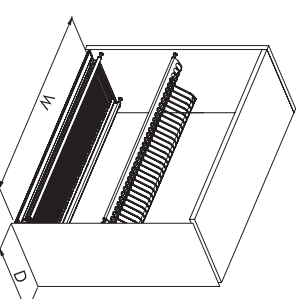
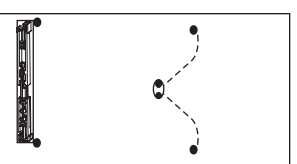
Specification	Cabinet Width
DxWxH (mm)	W (mm)
565x280x65	600mm
665x280x65	700mm
765x280x65	800mm
865x280x65	900mm
965x280x65	1000mm

3. Fixing Step :

1. Choose a suitable cabinet according to the specification of particular products (please refer to drawing 1)



2. Drill the side-board of the cabinet then fix accessory "A" & "B" one by one as the following drawing :



a. Size "A" & "B" are based on high of cabinet. The following Size are for your reference.

